



**State of Florida
Department of Children and Families
CHILD CARE APPLICATION FOR ENROLLMENT**

Student Information: Date of Birth: _____ Sex: ___ Date of Enrollment: _____

Full Name: _____

Child's Physical Address: _____

Primary Hours of Care: From _____ To _____

Days of the Week in Care: M T W Th F Sa Su

Family Information: Child Lives With: _____

Mother's Name: _____ Father's Name: _____

Address: _____ Address: _____

Home Phone: _____ Home Phone: _____

Employer: _____ Employer: _____

Address: _____ Address: _____

Work Phone: _____ /Cell: _____ Work Phone: _____ /Cell: _____

Custody: Mother _____ Father _____ Both _____ Other _____

Medical Information:

I hereby grant permission for the staff of this facility to contact the following medical personnel to obtain emergency medical care if warranted.

Doctor: _____ Address: _____ Phone: _____

Doctor: _____ Address: _____ Phone: _____

Dentist: _____ Address: _____ Phone: _____

Hospital Preference: _____

Please list allergies, special medical or dietary needs, or other areas of concern: _____

Emergency Care Plan instructions (if applicable): _____

Emergency Contacts:

Child will be released only to the custodial parent or legal guardian and the persons listed below. The following people will also be contacted and are authorized to remove the child from the facility in case of illness, accident or emergency, if for some reason, the custodial parent or legal guardian cannot be reached:

Name	Address	Work#	Home#

Name	Address	Work#	Home#

Name	Address	Work#	Home#

Name	Address	Work#	Home#
------	---------	-------	-------

Helpful Information About Child:

- Sections 7.1 and 7.2, of the Child Care Facility Handbook, require a current physical examination (Form 3040) and immunization record (Form 680 or 681) within 30 days of enrollment.
- Section 7.3, of the Child Care Facility Handbook, requires that parents receive a copy of the Child Care Facility Brochure, "Know Your Child Care Facility" (CF/PI 175-24), **or**
- Section 8.3, of the Family Day Care Home/ Large Family Child Care Home Handbook, requires that parent(s) receive a copy of the family day care home brochure, "Selecting A Family Day Care Home Provider" (CF/PI 175-28).
- Section 2.8, of the Child Care Facility Handbook, requires that parents are notified in writing of the disciplinary and expulsion policies used by the child care facility, **or**
- Section 2.3, of the Family Day Care Home/ Large Family Child Care Home Handbook, requires that parents are notified in writing of the disciplinary and expulsion policies used by the family day care provider.


Your signature below indicates that you have received the above items and that the information on this enrollment form is complete and accurate. I hereby grant permission for the staff of this facility to have access to my child's records.

Signature of Parent/Guardian

Date

What is the influenza (flu) virus?

Influenza ("the flu") is caused by a virus which infects the nose, throat, and lungs. According to the US Center for Disease Control and Prevention (CDC), the flu is more dangerous than the common cold for children. Unlike the common cold, the flu can cause severe illness and life threatening complications in many people. Children under 5 who have the flu commonly need medical care. Severe flu complications are most common in children younger than 2 years old. Flu season can begin as early as October and last as late as May.



How can I tell if my child has a cold, or the flu?

Most people with the flu feel tired and have fever, headache, dry cough, sore throat, runny or stuffy nose, and sore muscles. Some people, especially children, may also have stomach problems and diarrhea. Because the flu and colds have similar symptoms, it can be difficult to tell the difference between them based on symptoms alone. In general, the flu is worse than the common cold, and symptoms such as fever, body aches, extreme tiredness, and dry cough are more common and intense. People with colds are more likely to have a runny or stuffy nose. Colds generally do not result in serious health problems, such as pneumonia, bacterial infections, or hospitalizations.



For additional information, please visit www.myflorida.com/childcare or contact your local licensing office below.

CF/PI 175-70, June 2009

This brochure was created by the Department of Children and Families in consultation with the Department of Health.

INFLUENZA VIRUS



**"The Flu"
A Guide
for Parents**

During the 2009 legislative session, a new law was passed that requires child care facilities, family day care homes and large family child care homes provide parents with information detailing the causes, symptoms, and transmission of the influenza virus (the flu) every year during August and September.

My signature below verifies receipt of the brochure on *Influenza Virus, The Flu, A Guide to Parents*:

Name: _____
 Child's Name: _____
 Date Received: _____
 Signature: _____

Please complete and return this portion of the brochure to your child care provider, in order for them to maintain it in their records.



What should I do if my child gets sick?

Consult your doctor and make sure your child gets plenty of rest and drinks a lot of fluids. Never give aspirin or medicine that has aspirin in it to children or teenagers who may have the flu.

CALL OR TAKE YOUR CHILD TO A DOCTOR RIGHT AWAY IF YOUR CHILD:

- Has a high fever or fever that lasts a long time
- Has trouble breathing or breathes fast
- Has skin that looks blue
- Is not drinking enough
- Seems confused, will not wake up, does not want to be held, or has seizures (uncontrolled shaking)
- Gets better but then worse again
- Has other conditions (like heart or lung disease, diabetes) that get worse

What can I do to prevent the spread of germs?

The main way that the flu spreads is in respiratory droplets from coughing and sneezing. This can happen when droplets from a cough or sneeze of an infected person are propelled through the air and infect someone nearby. Though much less frequent, the flu may also spread through indirect contact with contaminated hands and articles soiled with nose and throat secretions. To prevent the spread of germs:

- Wash hands often with soap and water.
- Cover mouth/nose during coughs and sneezes. If you don't have a tissue, cough or sneeze into your upper sleeve, not your hands.
- Limit contact with people who show signs of illness.
- Keep hands away from the face. Germs are often spread when a person touches something that is contaminated with germs and then touches his or her eyes, nose, or mouth.




When should my child stay home from child care?

A person may be contagious and able to spread the virus from 1 day before showing symptoms to up to 5 days after getting sick. The time frame could be longer in children and in people who don't fight disease well (people with weakened immune systems). When sick, your child should stay at home to rest and to avoid giving the flu to other children and should not return to child care or other group setting until his or her temperature has been normal and has been sign and symptom free for a period of 24 hours.

How can I protect my child from the flu?

A flu vaccine is the best way to protect against the flu. Because the flu virus changes year to year, annual vaccination against the flu is recommended. The CDC recommends that all children from the ages of 6 months up to their 19th birthday receive a flu vaccine every fall or winter (children receiving a vaccine for the first time require two doses). You also can protect your child by receiving a flu vaccine yourself.

For additional helpful information about the dangers of the flu and how to protect your child, visit: <http://www.cdc.gov/flu/> or <http://www.immunizeflorida.org/>



During the 2018 legislative session, a new law was passed that requires child care facilities, family day care homes and large family child care homes to provide parents, during the months of April and September each year, with information regarding the potential for distracted adults to fail to drop off a child at the facility/home and instead leave them in the adult's vehicle upon arrival at the adult's destination.



PREVENTION TIPS:

- Never leave your child alone in a car and call 911 if you see any child locked in a car!
- Make a habit of checking the front and back seat of the car before you walk away.
- Be especially mindful during hectic or busy times, schedule or route changes, and periods of emotional stress or chaos.
- Create reminders by putting something in the back seat that you will need at work, school or home such as a briefcase, purse, cell phone or your left shoe.
- Keep a stuffed animal in the baby's car seat and place it on the front seat as a reminder when the baby is in the back seat.
- Set a calendar reminder on your electronic device to make sure you dropped your child off at child care.
- Make it a routine to always notify your child's child care provider in advance if your child is going to be late or absent; ask them to contact you if your child hasn't arrived as scheduled.

FACTS ABOUT HEATSTROKE:

It only takes a car 10 minutes to heat up 20 degrees and become deadly.

Even with a window cracked, the temperature inside a vehicle can cause heatstroke.

The body temperature of a child increases 3 to 5 times faster than an adult's body.



My signature below verifies receipt of the Distracted Adult brochure

Parent/Guardian:

Child's Name:

Date:

Please complete and return this portion of the brochure to your child care provider, to maintain the receipt in their records.


A change in daily routine, lack of sleep, stress, fatigue, cell phone use, and simple distractions are some things parents experience and can be contributing factors as to why children have been left unknowingly in vehicles...



When life happens...Don't be a
**DISTRACTED
ADULT**



Developed by:
The Office of Child Care Regulation
www.myflfamilies.com/childcare
CF/PI 175-12, May 2018



Parent's Role

A parent's role in quality child care is vital:

- Inquire about the qualifications and experience of child care staff, as well as staff turnover.
- Know the facility's policies and procedures.
- Communicate directly with caregivers.
- Visit and observe the facility.
- Participate in special activities, meetings, and conferences.
- Talk to your child about their daily experiences in child care.
- Arrange alternate care for their child when they are sick.
- Familiarize yourself with the child care standards used to license the child care facility.

More
information
and free
resources:

MyFLFamilies.com/ChildCare



This child care facility is licensed according to the minimum licensure standards included in section 402.305, Florida Statutes (F.S.), and Chapter 65C-22, Florida Administrative Code (F.A.C.).
License Number: _____
License issued on: / /
License Expires on: / /
For more information regarding the compliance history of this child care provider, please visit:
MyFLFamilies.com/childcare



OFFICE OF CHILD CARE REGULATION
AND BACKGROUND SCREENING
MYFLFAMILIES.COM

To report suspected or actual cases of child abuse or neglect, please call the Florida Abuse Hotline at 1-800-962-2873.

CFPI 175-24 03/2014

This brochure was created by the Florida Department of Children and Families, Office of Child Care Regulation and Background Screening pursuant to s. 402.3125(5), F.S.

Know Your Child Care Facility

MyFLFamilies.com/ChildCare

General Requirements

Every licensed child care facility must meet the minimum state child care licensing standards pursuant to s. 402.305, F.S., and ch. 65C-22, F.A.C., which include, but are not limited to, the following:

- Valid license posted for parents to see.
- All staff appropriately screened.
- Maintain appropriate transportation vehicles (if transportation is provided).
- Provide parents with written disciplinary practices used by the facility.
- Provide access to the facility during normal hours of operation.
- Maintain minimum staff-to-child ratios:

Age of Child	Child: Teacher Ratio
Infant	4:1
1 year old	6:1
2 year old	11:1
3 year old	15:1
4 year old	20:1
5 year old and up	25:1

Health Related Requirements

- Emergency procedures that include:
 - Posting Florida Abuse Hotline number along with other emergency numbers.
 - Staff trained in first aid and Infant/Child CPR on the premises at all times.
 - Fully stocked first aid kit.
 - A working fire extinguisher and documented monthly fire drills with children and staff.
- Medication and hazardous materials are inaccessible and out of children's reach.

Quality Child Care

Quality child care offers healthy, social, and educational experiences under qualified supervision in a safe, nurturing, and stimulating environment. Children in these settings participate in daily, age-appropriate activities that help develop essential skills, build independence and instill self-respect. When evaluating the quality of a child care setting, the following indicators should be considered:

Quality Activities

- Are children initiated and teacher facilitated.
- Include social interchanges with all children.
- Are expressive including play, painting, drawing, story telling, music, dancing, and other varied activities.
- Include exercise and coordination development.
- Include free play and organized activities.
- Include opportunities for all children to read, be creative, explore, and problem-solve.

Quality Caregivers

- Are friendly and eager to care for children.
- Accept family cultural and ethnic differences.
- Are warm, understanding, encouraging, and responsive to each child's individual needs.
- Use a pleasant tone of voice and frequently hold, cuddle, and talk to the children
- Help children manage their behavior in a positive, constructive, and non-threatening manner.
- Allow children to play alone or in small groups.
- Are attentive to and interact with the children.
- Provide stimulating, interesting, and educational activities.
- Demonstrate knowledge of social and emotional needs and developmental tasks for all children.
- Communicate with parents.

Quality Environments

- Are clean, safe, inviting, comfortable, child-friendly.
- Provide easy access to age-appropriate toys.
- Display children's activities and creations.
- Provide a safe and secure environment that fosters the growing independence of all children.



Preschool Disciplinary Practices and Expulsion/Suspension Policy

The disciplinary practices of the Preschool Classes at Lakeview Christian School are as follows:

1. Speak to the child concerning the disciplinary problem.
2. Direct the child to the "Time Out" area.
3. Refer the child to the School Administrator.
4. Contact the parents to come to school to deal with the child.
5. Teacher and parents/guardians meet with Administrator to discuss options.

Expulsion/Suspension Policy: In the event that the disciplinary practices listed above do not result in improved behavior, or if repeated infractions occur without cooperation from the parents/guardians, further action may be taken up to and including suspension and/or expulsion. The student may be immediately expelled if behavior is perceived as threatening or causes a danger to staff or other students.

Parent Agreement: "I have read, understand, and agree to abide by the Disciplinary Practices and Expulsion/Suspension Policy outlined above."

Child's Name: _____

Parent Signature: _____

Date: _____

LAKE VIEW CHRISTIAN SCHOOL

POLICY FOR DROP-OFF and PICK-UP

Our goal at Lakeview Christian School is to always keep the safety of your children in mind. As our school enrollment is increasing, so is our traffic and congestion during pick up time. We are asking you to comply with the following guidelines in order to help us keep traffic flowing and prevent congestion in the grass and sidewalk area where the children are waiting for you.

Students in preschool classes must be walked to the classroom and signed in by an adult each morning and picked up from the classroom and signed out by an adult when they leave. The person signing in or out must be over the age of 18 and on the contact list in the school office. If the person picking up is not one who normally picks the child up, please tell the teacher and/or school office. They should also be prepared to provide an ID.

I _____ understand and agree to the Drop-Off
and Pick-Up Policy for the Early Learning Program at LVCS.

Child's name

Parent/Guardan Signature

Date

LAKE IEW CHRISTIAN SCHOOL

ATTENDANCE POLICY

VPK- Parents Volunteer to Prepare their child for Kindergarten. This means having their child attend daily on time with the exception of illness an or accidents. These rules apply to children in the **Pre-K3** program also. This allows for 3 days a month! Three tardies will add up to full day absences. Tardies cause interruptions within the learning environment that takes away from keeping students focused and learning.

NEW STATE LAW FOR EARLY LEARNING

The law states that schools and providers of children in early learning must contact parents/legal guardians after the first hour missed daily if communication of appointment or illness is not stated beforehand. If contact cannot be made we are required to call contacts on emergency list until we receive confirmation of child's whereabouts.

I _____ understand and agree to the

Parent/Guardian printed name

LVCS attendance policy for my child _____

Child's name

Parent/Guardian signature

Date

LAKE IEW CHRISTIAN SCHOOL

POLICY FOR DROP-OFF and PICK-UP

Our goal at Lakeview Christian School is to always keep the safety of your children in mind. As our school enrollment is increasing, so is our traffic and congestion during pick up time. We are asking you to comply with the following guidelines in order to help us keep traffic flowing and prevent congestion in the grass and sidewalk area where the children are waiting for you.

Students in preschool classes must be walked to the classroom and signed in by an adult each morning and picked up from the classroom and signed out by an adult when they leave. The person signing in or out must be over the age of 18 and on the contact list in the school office. If the person picking up is not one who normally picks the child up, please tell the teacher and/or school office. They should also be prepared to provide an ID.

I _____ understand and agree to the Drop-Off
and Pick-Up Policy for the Early Learning Program at LVCS.

Child's name

Parent/Guardan Signature

Date

Aftercare Late Pickup Policy

For the school year of 2020-2021 we are updating our Aftercare Pickup Policy. Lakeview's aftercare ends promptly at 5:15pm. If your child is here after 5:15pm there will be a late fee charged to your Lakeview school account. Between the times of 5:16pm-5:30pm we will charge your account a \$15 fee. For every additional 15 minutes, you will be charged another \$15.

